

Community African Network



**The Free Condom Project – City and Hackney
Q4 2022/23**

Overview

This is the last quarter of The City & Hackney TFCP scheme 2022-2023, covering activity from January – March 2023. CAN members had a productive 4th quarter with increased outreach activities and participation in 3 local and national events in Hackney. CAN outlets maintained the 12 condoms and lubes per encounter. In Q4 we reached 172% of our KPIs for New Registrations (number of new registrations is high due to several outreach events this quarter), and 22% for Repeats which represents 97% of total encounters. This quarter clients were from these area codes E5, E8, E9, EC2A, N1 and N16. Age of clients ranged from 20 to 64 years old across City and Hackney.

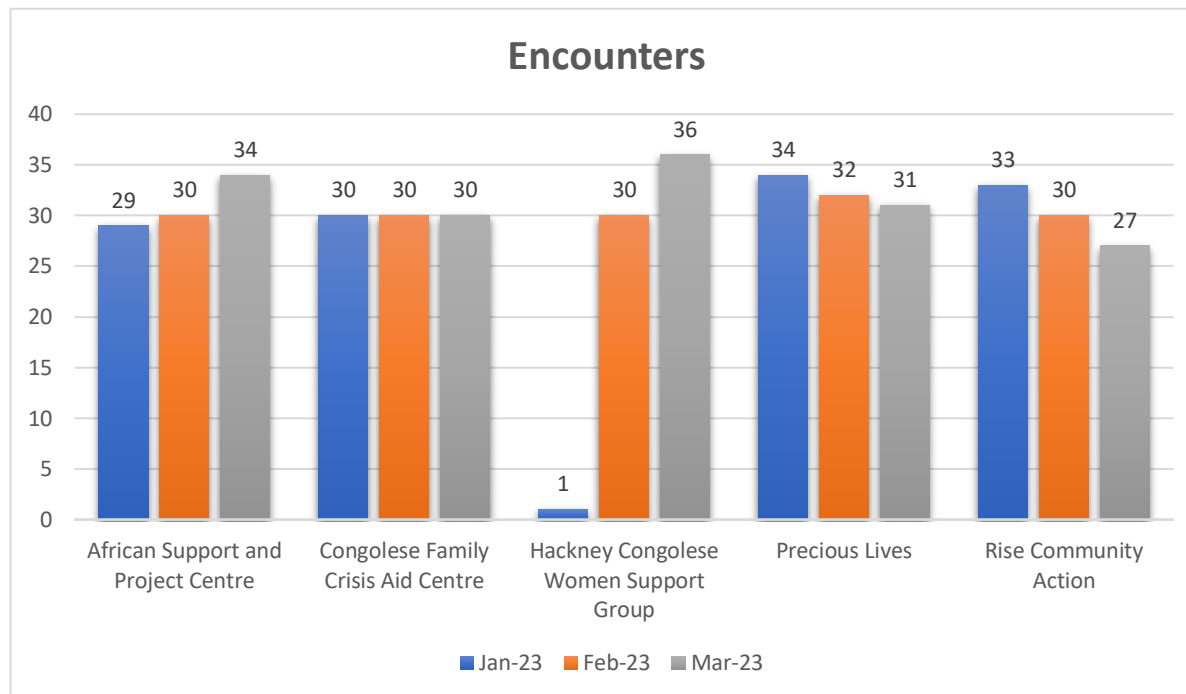
The number of CAN outlets remained at 5 with the Hackney Congolese Women Support Group becoming more active in Q4. To celebrate the National Testing Week on 6 February 2023 CAN members organised joint outreach event at Kingsland Shopping Mall with the Mayor Philip Glanville, Councillor Chris Kennedy and Froeks Kamminga in attendance. CAN took part at a Health event at Concorde Youth Centre on 18 March with Hackney Public Director Sandra Husbands visiting our stall and CAN facilitated in partnership with Black Pentecostal faith leaders and Hackney Public Health organised the first Hackney Health and Faith event on 25 March at Halkevi Community Centre with over 100 people in attendance.



Community African Network - 2022 – 2023 Quarter 4 Report



KPI	Target (Yearly)	Frequency	Outlet	Q1	Q2	Q3	Q4	Notes
Number of condoms distributed - total	Max. 21,600 i.e. (5,400 per quarter) Lubricants 1,500, i.e. (375 per quarter)	Quarterly	African Support & Project Centre	1536		744	1116	
			Precious Lives	1032		660	1164	
			Rise Community Action	300		648	1080	
			Hackney Congolese Women Support Group			360	804	
			Congolese Family Crisis Aid Centre	2304		720	1080	
			Total	5172		3132	5244	
Number of encounters - total	1,800, i.e. (450 per quarter)	Quarterly	African Support & Project Centre	128		62	93	
			Precious Lives	86		55	97	
			Rise Community Action	25		54	90	
			Hackney Congolese Women Support Group			30	67	
			Congolese Family Crisis Aid Centre	192		60	90	
			Total	431		261	437	
Number of new registrations	900 (225 per quarter)	Quarterly	African Support & Project Centre	80		62	93	The number of new registrations is high due to several outreach events this quarter.
			Precious Lives	80		55	97	
			Rise Community Action	25		52	75	
			Hackney Congolese Women Support Group			30	66	
			Congolese Family Crisis Aid Centre	157		31	57	
			Total	342		230	388	
Number of repeat visits	900 (225 per quarter)	Quarterly	African Support & Project Centre	48		0	0	
			Precious Lives	6		0	0	
			Rise Community Action	0		2	15	
			Hackney Congolese Women Support Group			0	1	
			Congolese Family Crisis Aid Centre	35		29	33	
			Total	89		31	49	



Encounters per CAN organisation

Count of Is this a first or repeat encounter?	African Support and Project Centre	Congolese Family Crisis Aid Centre	Hackney Congolese Women Support Group	Precious Lives	Rise Community Action	Grand Total
January 2023	29	30	1	34	33	127
February 2023	30	30	30	32	30	152
March 2023	34	30	36	31	27	158
TOTAL	93	90	67	97	90	437



Number of Condoms

Sum of Number of condoms supplied	African Support and Project Centre	Congolese Family Crisis Aid Centre	Hackney Congolese Women Support Group	Precious Lives	Rise Community Action	Grand Total
January 2023	348	360	12	408	396	1524
February 2023	360	360	360	384	360	1824
March 2023	408	360	432	372	324	1896
Total	1116	1080	804	1164	1080	5244

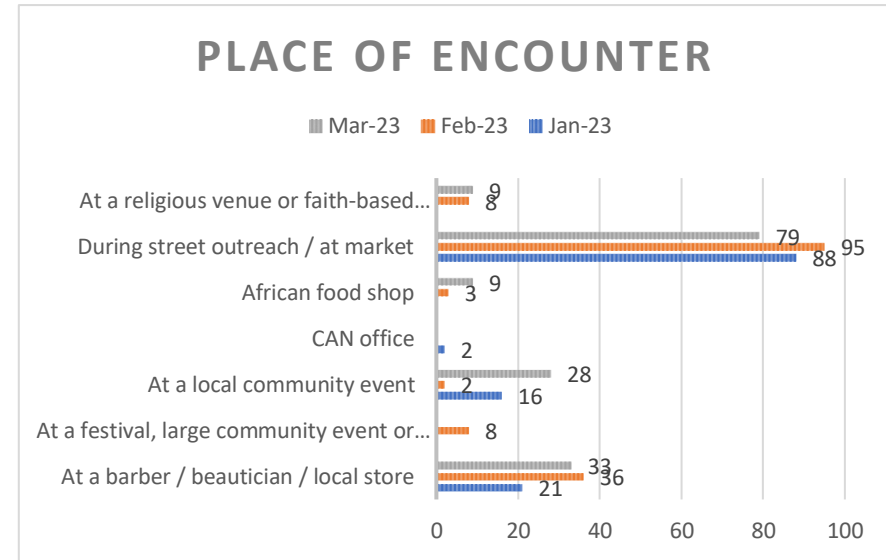
Number of Lubes

Count of Was lube provided	African Support and Project Centre	Congolese Family Crisis Aid Centre	Hackney Congolese Women Support Group	Precious Lives	Rise Community Action	Grand Total
January 2023	29	30	1	34	33	127
February 2023	30	30	30	32	30	152
March 2023	34	30	36	31	27	158
Total	93	90	67	97	90	437



Place of Encounter

Place of Encounter	Jan '23	Feb '23	Mar '23
At a barber / beautician / local store	21	36	33
At a festival, large community event or concert		8	
At a local community event	16	2	28
CAN office	2		
African food shop		3	9
During street outreach / at market	88	95	79
At a religious venue or faith-based event		8	9
Grand Total	127	152	158



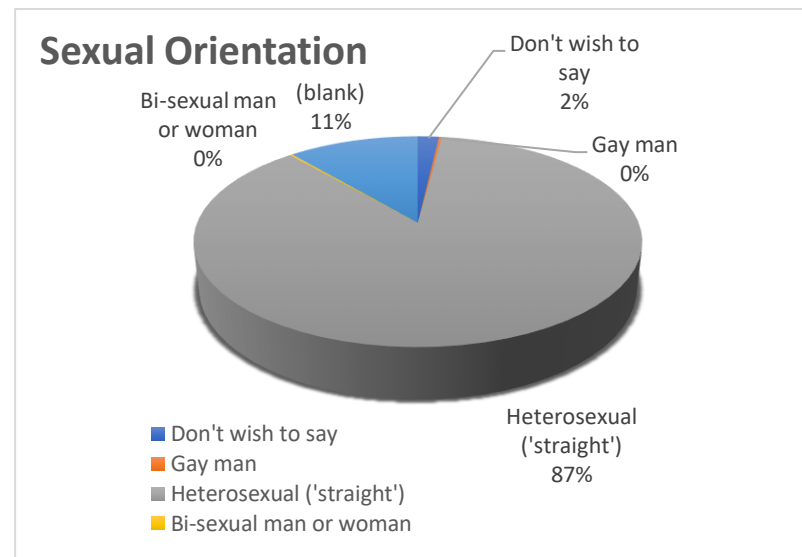
Client Residence	City of London	Hackney	Total
January 2023	1	126	127
February 2023	9	143	152
March 2023	11	147	158
Total	21	416	437





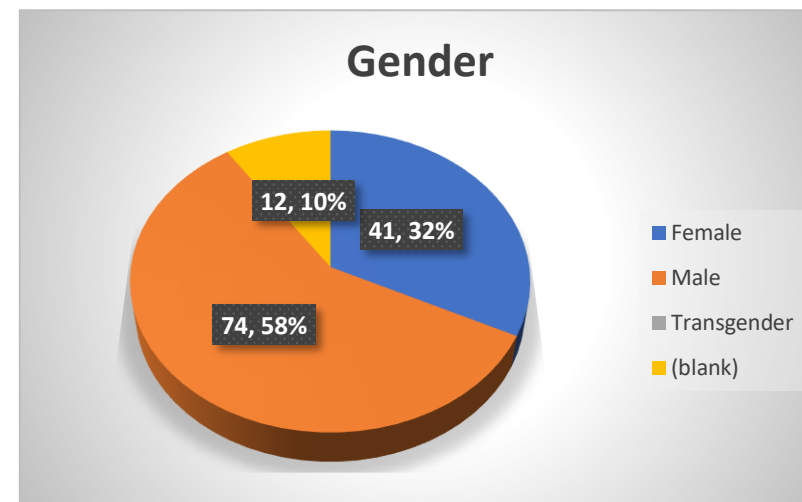
Sexual Orientation

Sexual Orientation	Jan '23	Feb '23	Mar '23	Total
Don't wish to say	4	3	1	8
Gay man		1		1
Heterosexual ('straight')	110	135	133	378
Bi-sexual man or woman	1			1
(blank)	12	13	24	49
Grand Total	127	152	158	437



Gender

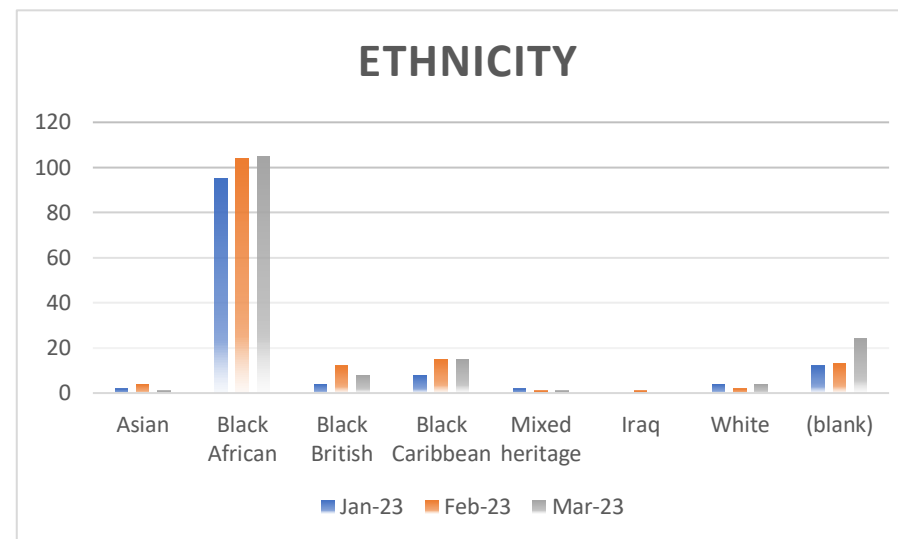
Gender	Female	Male	Transgender	(blank)	Grand Total
January '23	41	74		12	127
February '23	23	116		13	152
March '23	20	114		24	158





Ethnicity

Ethnicity	January 2023	February 2023	March 2023
Asian	2	4	1
Black African	95	104	105
Black British	4	12	8
Black Caribbean	8	15	15
Mixed heritage	2	1	1
Iraq		1	
White	4	2	4
(blank)	12	13	24
Grand Total	127	152	158



Successes, Challenges, and Opportunities

Successes

CAN members hard work and multiple outreach events reflected in increased encounters this quarter. Members have continued to conduct outreach activities around Hackney as indicated in the table above as most beneficiaries were engaged on the street, at barber or saloons and community events. This quarter CAN organised 2 successful health events and participated in one. Our outreach event at Kingsland Shopping Mall on 6 February to celebrate the National Testing Week was a huge success. We were pleased the Mayor Philip Glanville honoured our invitation by attending the event in company of Councillor Chris Kennedy, Hackney Council comms team and Froeks Kamminga from Public Health. We were able to have meaningful conversations with residents and distributed key sexual health information. As part of our partnership with Public Health we helped in mobilising participation of the Black community to attend the Inspire Health Day at the Concorde Youth Hub, Kingsmead estate on 18 March. Hackney Public Director Sandra Husbands visited our stall, and we were able to reach Kingsmead estate residents.

Community African Network - 2022 – 2023 Quarter 4 Report



CAN was commissioned by Hackney Public Health to organise in partnership with Black Pentecostal faith leaders the first Hackney Health and Faith event on 25 March at Halkevi Community Centre, Dalston Lane. We had at the event information stalls and health checks for adults (Blood Pressure, Height/Weight- Body Mass Index (BMI), Diabetes checks (aged 40 plus only), hand and foot massage, speeches from 5 faith leaders, African music therapy session, information on cost of living, flu & Covid vaccination and sexual health (free condoms). We had in attendance over 100 Hackney residents.

Challenges

There were minimal challenges this quarter however Hackney Congolese Women Support Group could not reach the January monthly target organisation capacity (due to training needs) hence the 3% shortfall in KPI. CAN members struggled during outreach in disseminating key sexual health information (leaflets, fliers, infographics) due to limited stock from Positive East.

Opportunities

CAN is working more closely with Positive East in testing, training, and resource sharing. Positive East was allocated a stall and did testing at our Hackney Health and Faith event on 25 March. We sourced and got resources from PE for the National Testing Week outreach on 6 February.

Training

Positive East facilitated a sexual health training day for CAN members on 27 January. All CAN members attended the training. CAN attended the February Sexual Health SIG meeting and Sexual Health Forum.

Safeguarding

There were no safeguarding issues reported.

