

The Free Condom Project – City and Hackney

Overview

This is the third quarter of The City & Hackney TFCP scheme 2022-2023, covering activity from November – December. This quarter started late as the contract was not finalised until late October 2022 hence the commencement of delivery in November. Outlets are still able to give out up to 12 condoms per visit. In Q3 we reached 139% of our KPIs for New Registrations, and 19% for Repeats which represents 78% of total encounters. This quarter clients were from these area codes E5, E8, E9, EC2A, N1 and N16. Age of clients ranged from 20 to 64 years old across City and Hackney. The number of outlets has increased from 4 to 5 with the Hackney Congolese Women Support Group joining the scheme in October. As a new organisation, HCWSG shadowed existing members to learn outreach activities for condom distribution. CAN members organised joint outreach session on Saturday 3rd December at the Lea Bridge Roundabout to celebrate World AIDs Day.



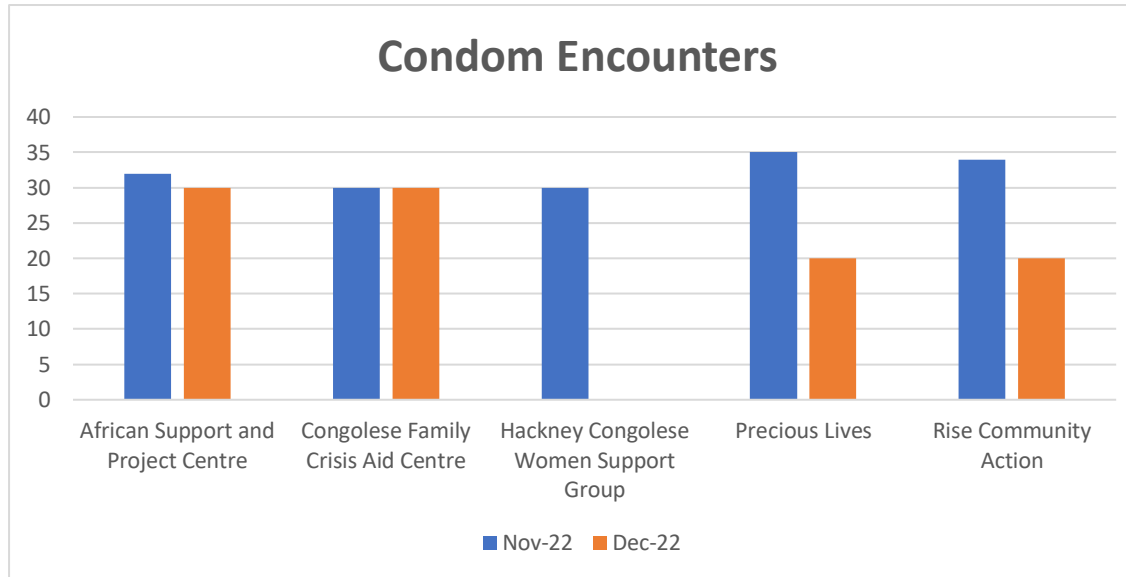
Community African Network - 2022 – 2023 Quarter 3 Report



KPI	Target (Yearly)	Frequency	Outlet	Q1	Q2	Q3	Q4	Notes
Number of condoms distributed - total	Max. 21,600 i.e. (5,400 per quarter) Lubricants 1,500, i.e. (375 per quarter)	Quarterly	African Support & Project Centre	1536		744		
			Precious Lives	1032		660		
			Rise Community Action	300		648		
			Hackney Congolese Women Support Group			360		
			Congolese Family Crisis Aid Centre	2304		720		
			Total	5172		3132		
Number of encounters - total	1,800, i.e. (450 per quarter)	Quarterly	African Support & Project Centre	128		62		
			Precious Lives	86		55		
			Rise Community Action	25		54		
			Hackney Congolese Women Support Group			30		
			Congolese Family Crisis Aid Centre	192		60		
			Total	431		261		
Number of new registrations	900 (225 per quarter)	Quarterly	African Support & Project Centre	80		62		
			Precious Lives	80		55		
			Rise Community Action	25		52		
			Hackney Congolese Women Support Group			30		
			Congolese Family Crisis Aid Centre	157		31		
			Total	342		230		
Number of repeat visits	900 (225 per quarter)	Quarterly	African Support & Project Centre	48		0		
			Precious Lives	6		0		
			Rise Community Action	0		2		
			Hackney Congolese Women Support Group			0		
			Congolese Family Crisis Aid Centre	35		29		
			Total	89		31		

Condom Encounters per CAN organisation

Count of Is this a first or repeat encounter?	African Support and Project Centre	Congolese Family Crisis Aid Centre	Hackney Congolese Women Support Group	Precious Lives	Rise Community Action	Grand Total
November 2022	32	30	30	35	34	161
December 2022	30	30		20	20	100
TOTAL	62	60	30	55	54	261



Number of Condoms supplied.

Sum of Number of condoms supplied	African Support and Project Centre	Congolese Family Crisis Aid Centre	Hackney Congolese Women Support Group	Precious Lives	Rise Community Action	Grand Total
November 2022	384	360	360	420	398	1922
December 2022	360	360		240	234	1194

Community African Network - 2022 – 2023 Quarter 3 Report

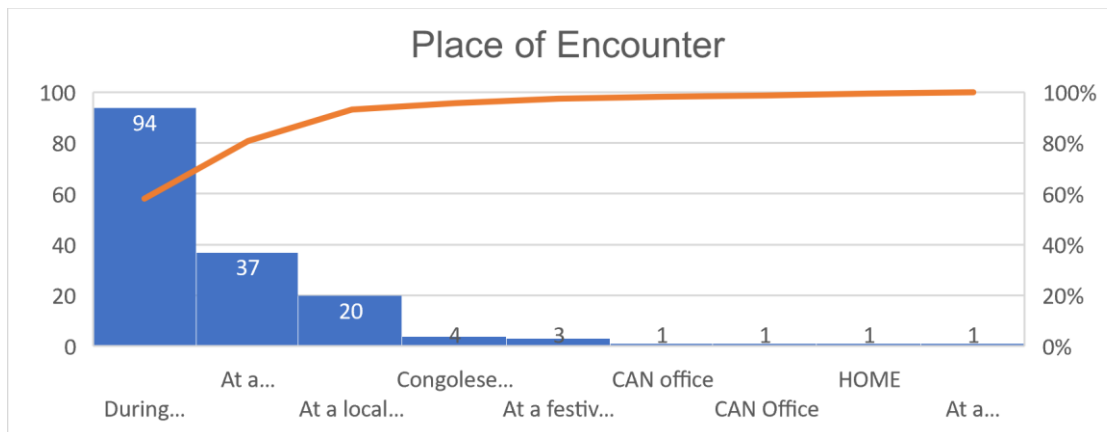


Number of Lubes supplied.

Count of Was lube provided	African Support and Project Centre	Congolese Family Crisis Aid Centre	Hackney Congolese Women Support Group	Precious Lives	Rise Community Action	Grand Total
November 2022	32	30	30	35	34	161
December 2022	30	30		20	20	100

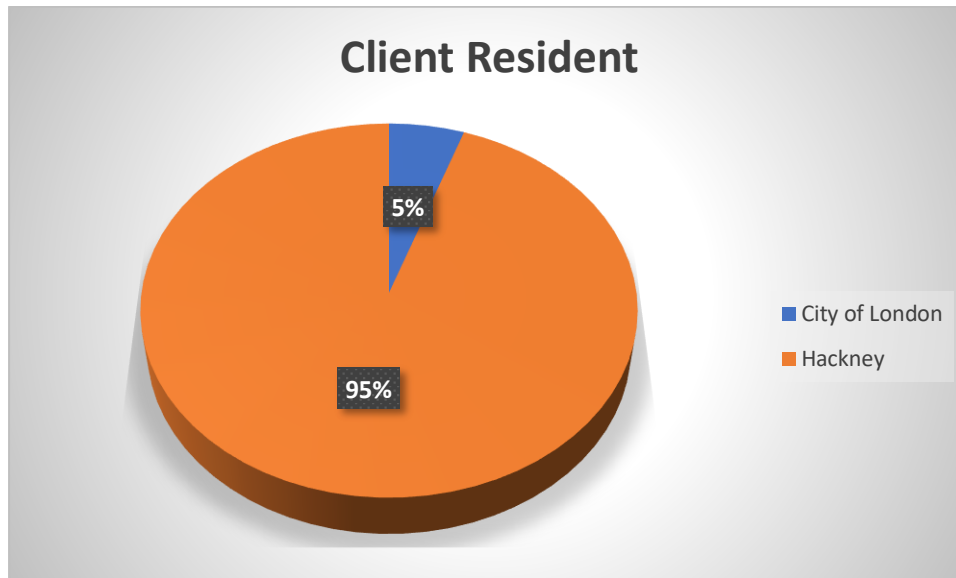
Place of Encounter

Place of Encounter	November 2022	December 2022
At a barber / beautician / local store	37	27
At a festival, large community event or concert	3	6
At a local community event	20	16
CAN office	1	
CAN Office	1	
Congolese shop	4	
During street outreach / at market	94	50
HOME	1	
At a religious venue or faith-based event	1	
Grand Total	161	100



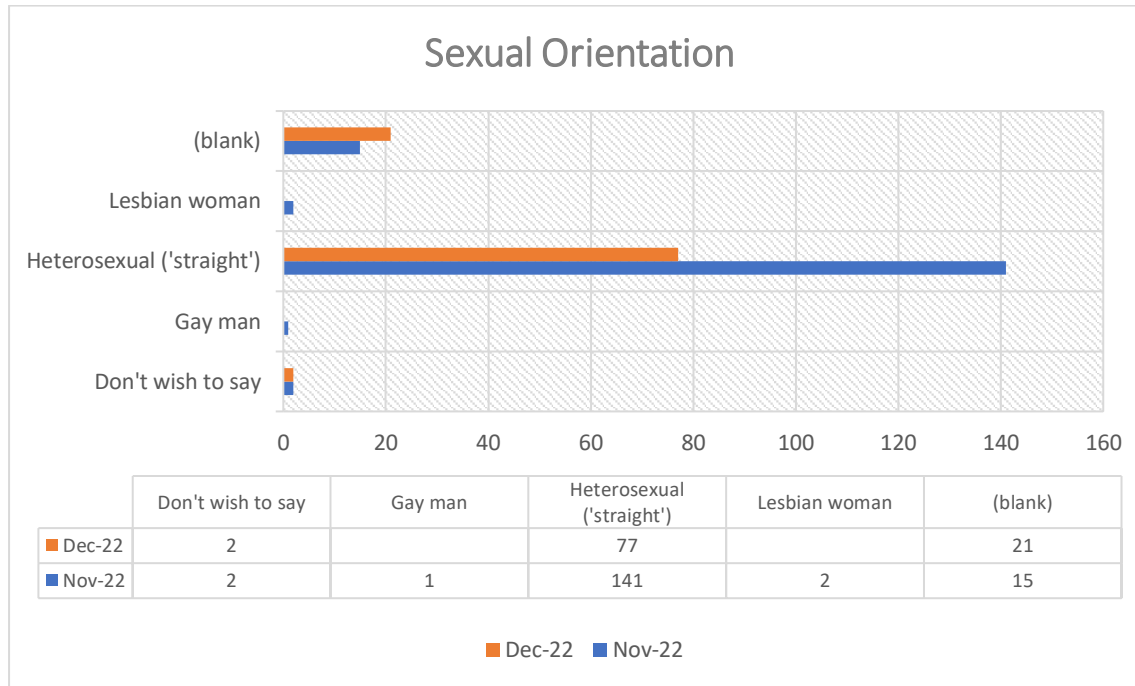
Client Resident

City of London	Hackney
14	247



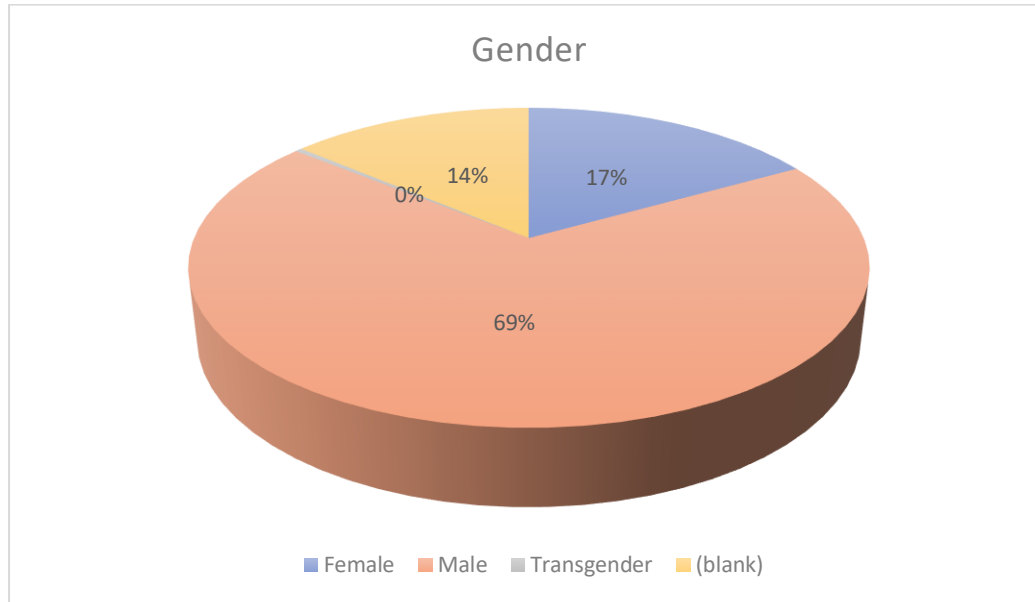
Sexual Orientation

Sexual Orientation	November 2022	December 2022
Don't wish to say	2	2
Gay man	1	
Heterosexual ('straight')	141	77
Lesbian woman	2	
(blank)	15	21
Grand Total	161	100



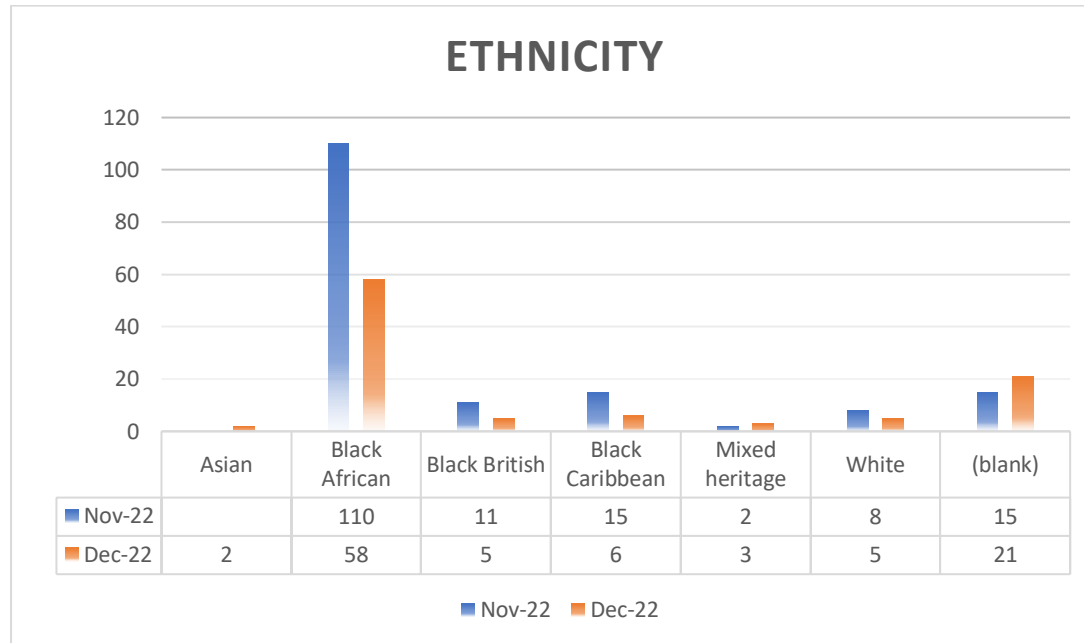
Gender

Gender	Female	Male	Transgender	(blank)	Grand Total
November 2022	26	119	1	15	161
December 2022	18	61		21	100



Ethnicity

Ethnicity	November 2022	December 2022
Asian		2
Black African	110	58
Black British	11	5
Black Caribbean	15	6
Mixed heritage	2	3
White	8	5
(blank)	15	21
Grand Total	161	100



Successes, Challenges, and Opportunities

Successes

CAN members have worked so hard this quarter irrespective of the late start. Members have continued to conduct outreach activities around Hackney as indicated in the table above as most beneficiaries were engaged on the street, at barber or saloons and community events. A major success in Q3 is the joint outreach event on Saturday 3rd December to celebrate World AIDs Day. Hackney Congolese Women Support Group volunteers were trained and supported by experienced CAN members.

Challenges

CAN did not receive payments for Q3 despite repeated attempts to remind Public Health. This affected the morale of members however services were delivered.

Opportunities

CAN is working more closely with Positive East in the area of testing, training and resource sharing.

